

**Suitable for:**

- ✓ Recreational boating
- ✓ Boat hire companies
- ✓ Tenders
- ✓ Electric sailing

Whaly 270

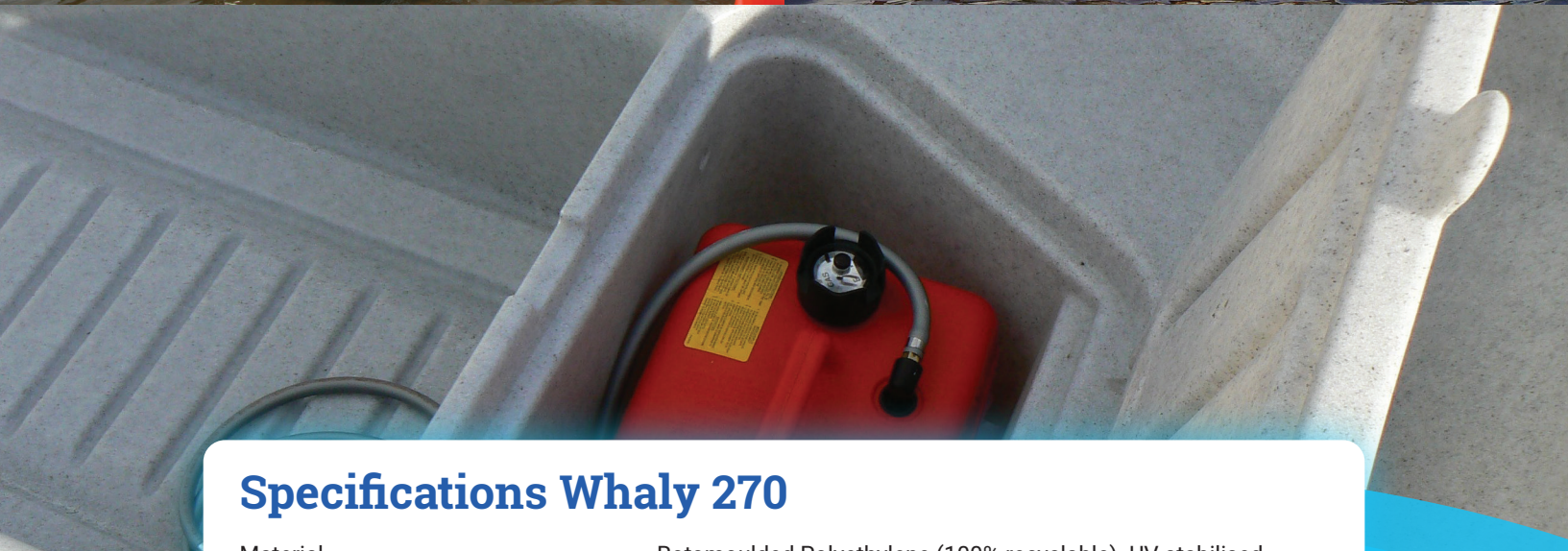
The Whaly 270 is an incredibly robust, double-walled boat manufactured from high-grade Polyethylene – it's almost unsinkable and indestructible. This boat is low-maintenance and is produced in 100% colour-fast Polyethylene.

The specifications will certainly convince you of its quality.

EC type Certificate; Assessed according to Directive 2013/53/EU and meets all applicable essential safety requirements.

Whaly 270

Whaly
Polyethylene Boats
Made in The Netherlands 











Specifications Whaly 270

Material	Rotomoulded Polyethylene (100% recyclable). UV-stabilised, double-walled construction, manufactured in one piece.
Length (L.O.A.)	2.70 m / 8' 10"
Width	1.50 m / 4' 11"
Height	0.81 m / 32"
Transom (Short shaft) Height of stern	0.42 m / 16.5"
Draft	0.20 m / 8"
Weight (approx.)	77 kg / 170 lbs
Maximum Numbers of persons	CE category D; 5 persons / CE category C; 3 persons
Maximum Engine power	5.9 kW / 8 HP
Maximum Capacity / load	CE category D; 356 kg / 784 lbs / CE category C; 356 kg / 784 lbs

Colours

Standard:

 Red	 Dark Grey	 Light Grey	 Grey-mix	 White
 Marine Blue	 Cappuccino Brown	 Ocean Green		

Optional colours on request

Options

Set of oars — Rowing seat

Whaly
www.whaly.com

info@whaly.com Made in the Netherlands