

**Suitable for:**

- ✓ Recreational boating
- ✓ Escorts boats
- ✓ Boat hire companies
- ✓ Tenders
- ✓ Electric sailing

Whaly 310

The Whaly 310 is an incredibly, double-walled robust boat manufactured from high-grade Polyethylene – it's almost unsinkable and indestructible. This boat is low-maintenance and is produced in 100% colour-fast Polyethylene.

The specifications will certainly convince you of its quality.

EC type Certificate; Assessed according to Directive 2013/53/EU and meets all applicable essential safety requirements.

Whaly 310

Whaly
Polyethylene Boats
Made in The Netherlands 










Specifications Whaly 310

Material	Rotomoulded Polyethylene (100% recyclable). UV-stabilised, double-walled construction, manufactured in one piece.
Length (L.O.A.)	3.10 m / 10' 2"
Width	1.73 m / 5' 8"
Height	0.81 m / 32"
Transom (Short shaft) Height of stern	0.42 m / 16.5"
Draft	0.20 m / 8"
Weight (approx.)	105 kg / 232 lbs
Maximum Numbers of persons	CE category D; 6 persons / CE category C; 4 persons
Maximum Engine power	7.4 kW / 10 HP
Maximum Capacity / load	CE category D; 390 kg / 859 lbs / CE category C; 390 kg / 859 lbs

Colours

Standard:

-  Red
-  Dark Grey
-  Light Grey
-  Grey-Mix
-  Marine Blue
-  Cappuccino Brown
-  Ocean Green

Optional colours on request

Options

- Set of oars — Steering console / bench with storage space
- Bench / rowing seat with storage space

Whaly
www.whaly.com

info@whaly.com Made in the Netherlands