

**Suitable for:**

- ✓ Recreational boating
- ✓ Boat hire companies
- ✓ Electric sailing



Whaly 210

The Whaly 210 is an incredibly, double-walled robust boat manufactured from high-grade Polyethylene – it's almost unsinkable and indestructible. This boat is low-maintenance and is produced in 100% colour-fast Polyethylene.

The specifications will certainly convince you of its quality.

EC type Certificate; Assessed according to Directive 2013/53/EU and meets all applicable essential safety requirements.

Whaly 210

Whaly

Polyethylene Boats

Made in The Netherlands 













Specifications Whaly 210

Material	Rotomoulded Polyethylene (100% recyclable). UV-stabilised, double-walled construction, manufactured in one piece.
Length (L.O.A.)	2.10 m / 6' 11"
Width	1.16 m / 46"
Height	0.63 m / 25"
Transom (Short shaft) Height of stern	0.42 m / 16.5"
Draft	0.15 m / 6"
Weight (approx.)	42 kg / 93 lbs
Maximum Numbers of persons	2 persons
Maximum Engine power	1.9 kW / 2.5 HP
Maximum Engine weight	20 kg / 44 lbs
Maximum Capacity / load	165 kg / 364 lbs

Colours

Standard:

-  Red
-  Dark Grey
-  Light Grey
-  Grey-mix
-  White
-  Marine Blue
-  Dutch Orange
-  Signal Yellow
-  Cappuccino Brown
-  Ocean Green

Options

Rowing seat

